




SunChemical[®]

a member of the DIC group



Color & Comfort

INSTALLATION OF SUNCHEMICAL APPLICATIONS FOR ANDROID DEVICES



SunSens, SunChemical
The Ridge Factory, Yate
Bristol, BS37 7AA
United Kingdom

Telephone: +44 (0) 1761 408669
E-Mail: GBPP-sales@sunchemical.com

INSTALLATION OF SUNCHEMICAL APPLICATIONS FOR ANDROID DEVICES

1. Installing directly from an Android Device

Using the android device internet browser, select the appropriate application and click download.

Application Name	Version	Product Use	Platform Format	Language	
Glucose and Sucrose	1.0	BIO-GLU-A1 BIO-SUC-A1	Android	English	Download

Once the application is downloaded, click run.

Install blocked

For security reasons, your device is currently set to block the installation of apps that were not obtained from Play Store. To change this, go to Settings > Lock screen and security, then enable Unknown sources.

CANCEL SETTINGS

A dialog box may appear containing “Install blocked”.

Click on the settings option

Unknown sources

Installing from unknown sources may be harmful to your device and personal data. By tapping OK, you agree that you are solely responsible for any damage to your device or loss of data that may result from using these applications.

☒ Allow this installation only

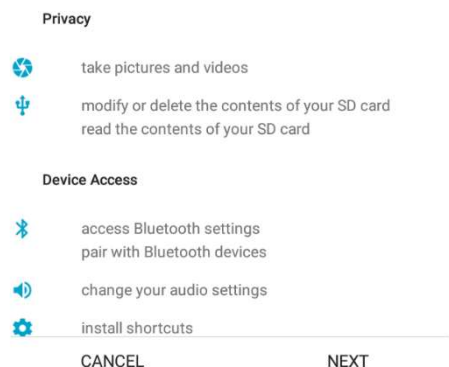
CANCEL OK

A new dialog box will appear containing “Unknown sources”.

It is recommended that the “Allow this installation only” check box is checked.

Click on the “OK” option

Do you want to install this application? It will get access to:



Click “NEXT” on the “Do you want to install this application” dialog box, followed by installed.

The application will then install onto the device and ready to use.



The application will appear on the main screen.

If the application is not available on the main screen then a shortcut maybe required from the android device's applications menu.

See android device manufacture's manual for creating a shortcut to the main screen

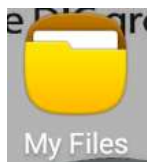
2. Downloading to a PC then installing onto an Android Device

Using a PC internet browser, select the appropriate application and click download.

Application Name	Version	Product Use	Platform Format	Language	
Glucose and Sucrose	1.0	BIO-GLU-A1 BIO-SUC-A1	Android	English	Download

Plug in an android device to the PC.

Copy the .apk file from the download location to android device, using the PC.



Using a suitable application, on the android device, open the device folders.



gands.sun.v1.apk

Locate the .apk file, on the android device.

Click on the .apk file to install the application.

Install blocked

For security reasons, your device is currently set to block the installation of apps that were not obtained from Play Store. To change this, go to Settings > Lock screen and security, then enable Unknown sources.

A dialog box may appear containing “Install blocked”.

Click on the settings option

CANCEL SETTINGS

Unknown sources

Installing from unknown sources may be harmful to your device and personal data. By tapping OK, you agree that you are solely responsible for any damage to your device or loss of data that may result from using these applications.

☒ Allow this installation only



CANCEL OK

A new dialog box will appear containing “Unknown sources”. It is recommended that the “Allow this installation only” check box is checked.




Click on the “OK” option

Do you want to install this application? It will get access to:

Privacy

-  take pictures and videos
-  modify or delete the contents of your SD card
read the contents of your SD card

Device Access

-  access Bluetooth settings
pair with Bluetooth devices
-  change your audio settings
-  install shortcuts

CANCEL

NEXT

Click “NEXT” on the “Do you want to install this application” dialog box, followed by installed.

The application will then install onto the device and ready to use.



The application will appear on the main screen.

If the application is not available on the main screen then a shortcut maybe required from the android device’s applications menu.

See android device manufacture’s manual for creating a shortcut to the main screen

SunSens, SunChemical
The Ridge Factory, Yate
Bristol, BS37 7AA
United Kingdom

Telephone:
E-Mail:

+44 (0) 1761 408669
GBPP-sales@sunchemical.com